



Production & Export Volume Logistics Report 2022

Updated to Week [28] – 17 July 2022

Compiled by -
Mitchell Brooke, Logistics Development Manager

mitchell@cga.co.za

Data Supplied by PPECB

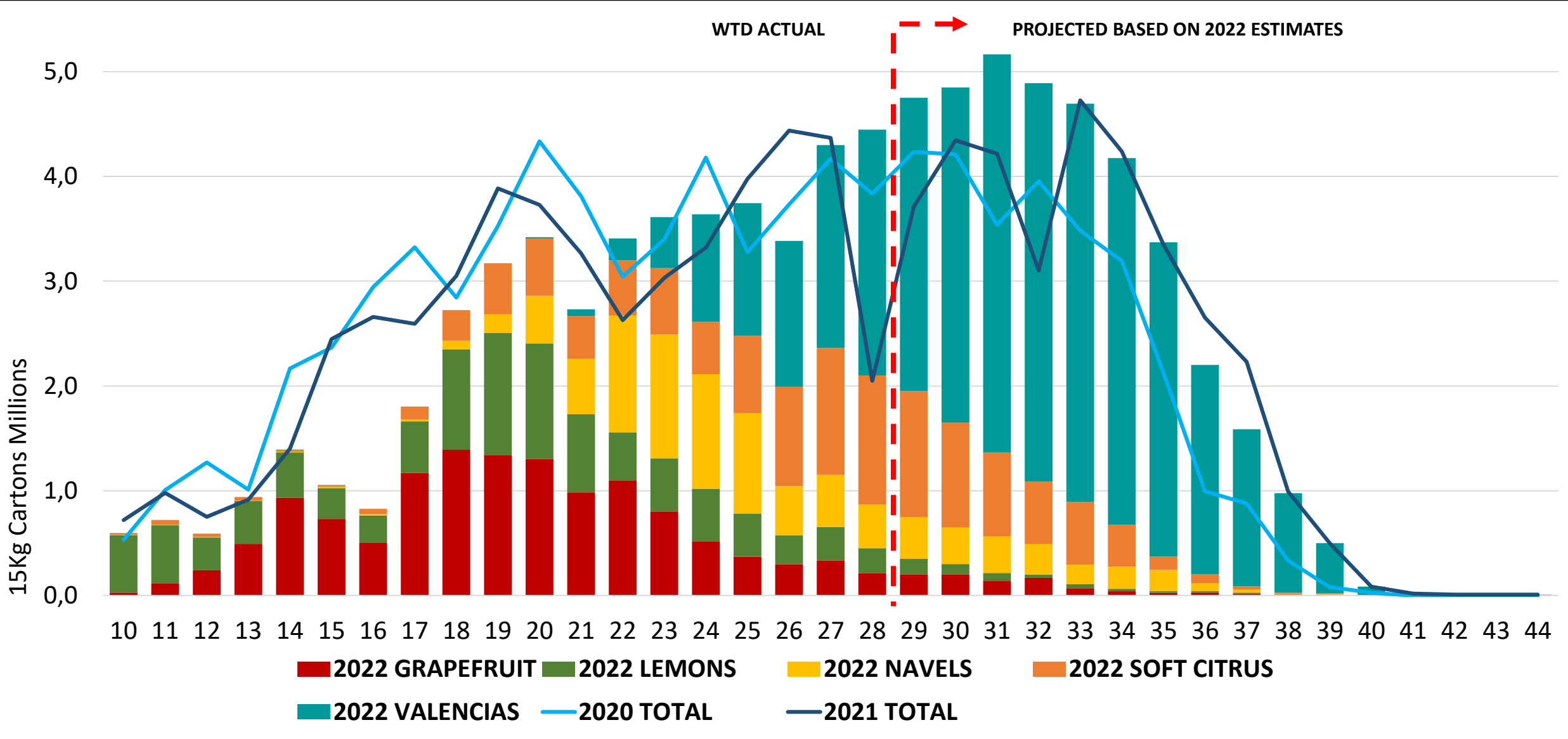


YTD Citrus Production 2022 vs Forecast by Corridor by Commodity

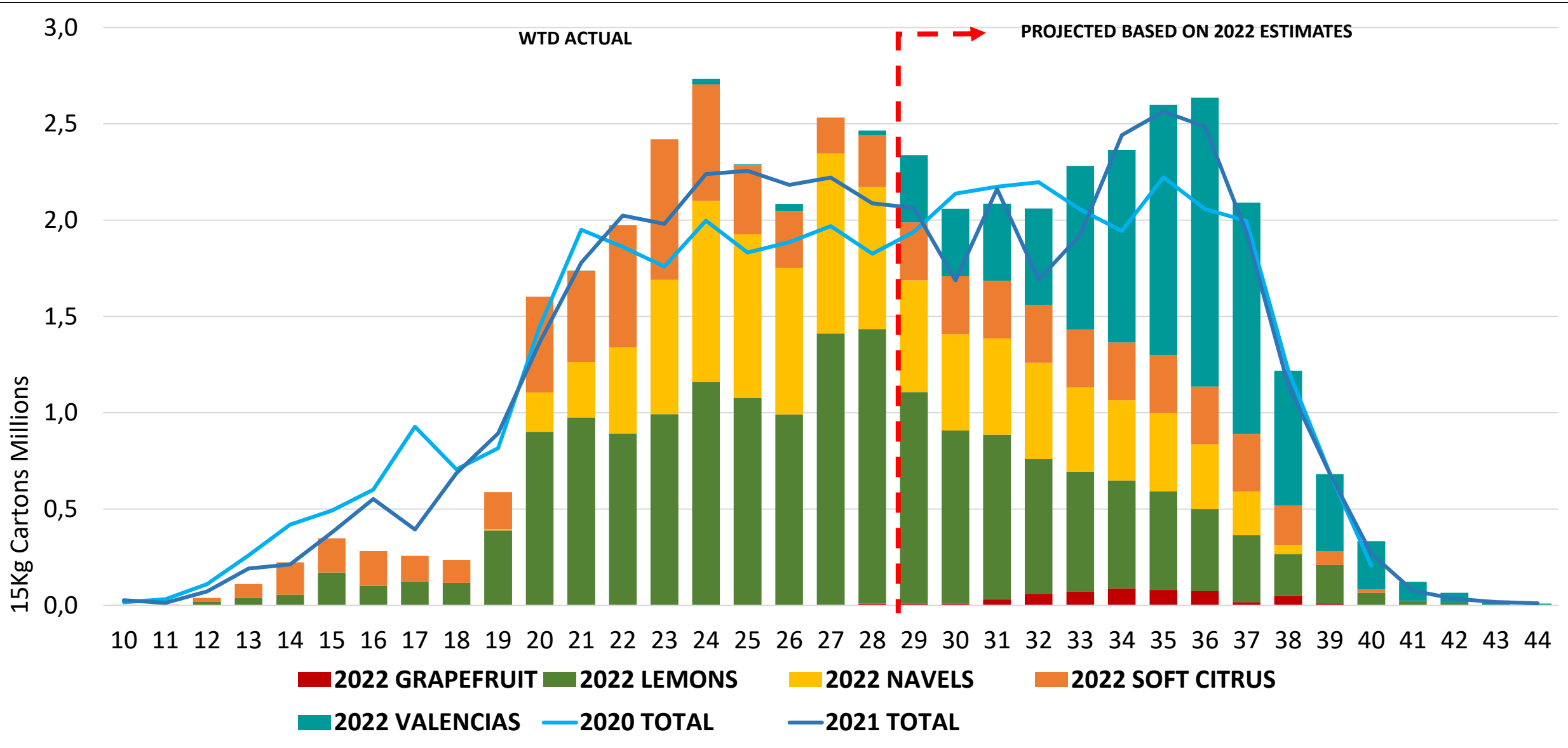
Note: estimates will be updated as per amendments made by the VFG's latest estimates.

Sum of CGA 15kg Eqv. Cartons		Year			2022	2021
Supplier Region	Product	2020 YTD	2021 YTD	2022 YTD	ESTIMATE 4 WK 26	FINAL
☐ Northern Regions	GRAPEFRUIT	19 817 930	15 573 888	12 861 743	13 526 000	15 556 133
	LEMONS	10 950 095	10 429 609	11 523 440	10 451 000	11 087 000
	NAVELS	7 276 280	8 193 533	7 043 200	9 500 000	9 361 500
	SOFT CITRUS	5 146 670	7 512 026	7 871 906	12 713 000	10 630 200
	VALENCIAS	12 473 849	9 649 108	8 737 259	42 138 500	40 856 000
Northern Regions Total		55 664 824	51 358 164	48 037 548	88 328 500	87 490 833
☐ Eastern Cape Regions	GRAPEFRUIT	18 390	13 168	10 985	475 000	447 000
	LEMONS	9 651 196	10 148 229	10 835 417	17 690 000	16 072 000
	NAVELS	6 348 987	6 154 280	5 870 236	10 206 000	10 041 000
	SOFT CITRUS	4 719 653	5 055 811	5 111 455	7 862 500	7 601 108
	VALENCIAS	298 356	196 170	97 123	9 027 000	8 331 000
Eastern Cape Regions Total		21 036 582	21 567 659	21 925 216	45 260 500	42 492 108
☐ Western/Northern Cape Regions	GRAPEFRUIT	916 510	1 085 581	1 000 071	1 564 000	1 432 000
	LEMONS	2 753 189	2 699 044	3 631 937	4 050 000	3 797 000
	NAVELS	5 974 957	5 353 219	5 612 671	7 170 000	7 471 550
	SOFT CITRUS	5 505 423	6 080 566	5 670 728	13 550 000	12 498 000
	VALENCIAS	215 065	200 013	261 927	6 386 000	5 936 000
Western/Northern Cape Regions Total		15 365 144	15 418 423	16 177 333	32 720 000	31 134 550
Grand Total		92 066 551	88 344 246	86 140 097	166 309 000	161 117 491

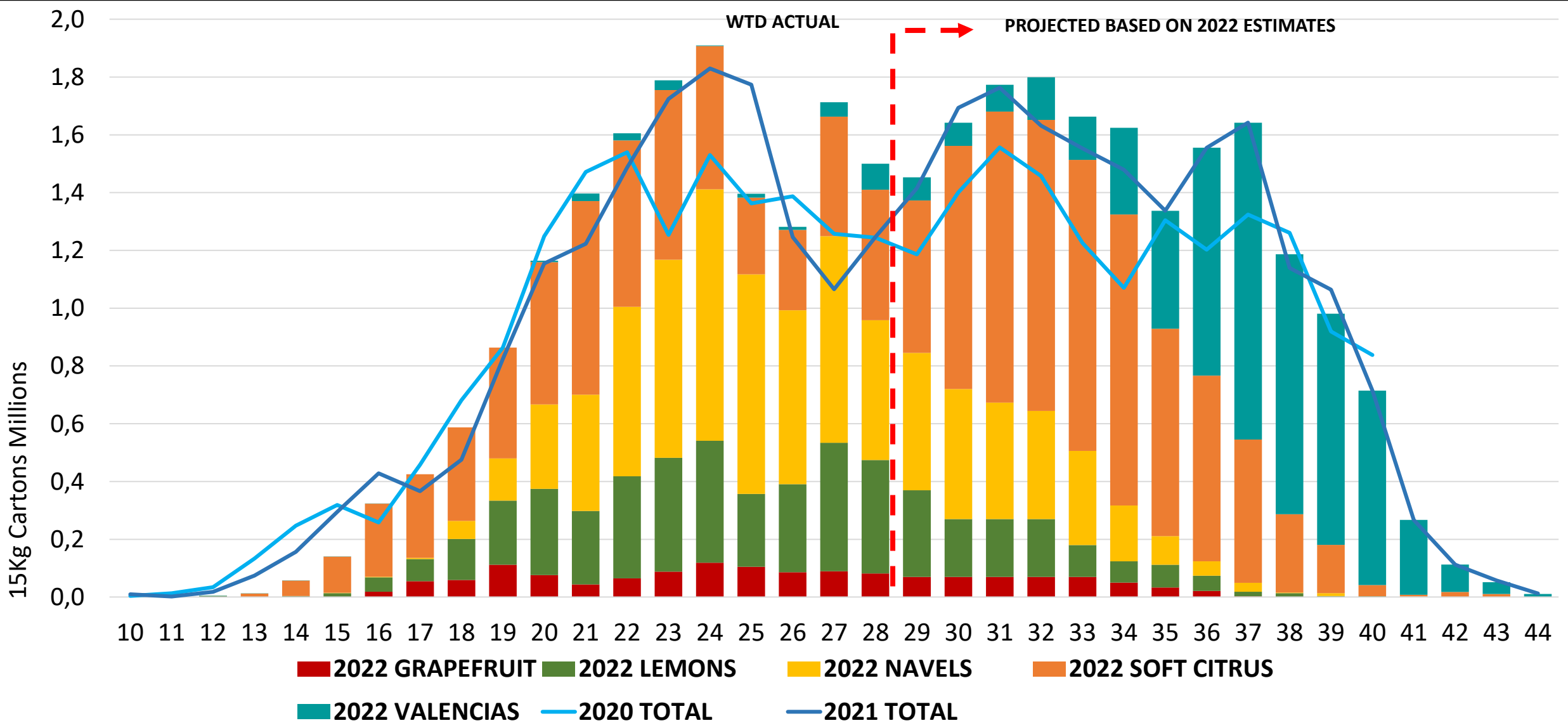
Projected Northern Regions Citrus Export Production Forecast by Week by Commodity



Projected Eastern Cape Regions Citrus Export Production Forecast by Week by Commodity



Projected Western & Northern Cape Regions Citrus Export Production Forecast by Week by Commodity



YTD Week Citrus Exports by Exit Port by Commodity by Market

Sum of Pallet Qty		Year		Commodity Group																	
= 2020						2020 Total	= 2021					2021 Total	= 2022						2022 Total		
Exit Port	Market Destination	Grapefruit	Lemons	Navels	Soft Citrus	Valencias		Grapefruit	Lemons	Navels	Soft Citrus	Valencias		Grapefruit	Lemons	Navels	Soft Citrus	Valencias	#N/A		
= Cape Town	NWC - EU / UK	8 817	21 941	24 655	57 283	1 697	114 393	10 655	17 820	19 340	57 568	1 104	106 487	9 290	27 345	12 958	49 690	1 698	54	101 035	
	Canada / USA	2 485	2 450	25 472	13 992		44 399	4 669	4 062	27 433	22 082	65	58 311	3 867	3 956	24 507	24 610	18	20	56 978	
	Middle East	41	3 303	4 036	915		8 295	149	2 396	5 044	2 545		10 134	285	5 396	10 454	1 989	185	158	18 467	
	Russia	511	2 264	1 275	7 167		11 217	1 816	2 668	1 443	9 884	5	15 816	571	1 030	794	7 929		20	10 344	
	South EU / MED	241	3 678	3 345	134	20	7 418	200	4 938	2 564	392	39	8 133	149	6 157	985	178			7 469	
	Far East / SE Asia	123	199	958	120		1 400	208	992	2 595	1 786		5 581	45	818	2 376	1 625			4 864	
	Other	28	518	1 143	777		2 466	79	575	878	1 188	8	2 728	58	559	931	977			2 525	
	India / Asia		4	1 055	977		2 036			740	2 660		3 400		15	560	1 445	20		2 040	
	East EU / Black Sea	20	340	20	3		383		320	20	20		360		277	60				337	
	Japan			100			100			340			340			260				260	
Cape Town Total		12 266	34 697	62 060	81 368	1 717	192 108	17 775	33 772	60 395	98 126	1 221	211 290	14 265	45 554	53 884	88 444	1 921	252	204 319	
= Durban	Far East / SE Asia	49 110	9 070	13 042	6 392	10 493	88 107	71 941	15 179	21 852	13 475	13 427	135 874	63 192	19 290	28 116	13 433	19 933	140	144 105	
	NWC - EU / UK	64 256	22 598	22 454	15 818	26 411	151 538	58 850	14 831	20 205	16 094	24 974	134 954	50 516	26 315	13 121	20 357	8 783	445	119 538	
	Middle East	3 035	64 087	17 489	11 216	8 360	104 187	3 687	60 205	27 216	22 060	9 127	122 295	3 111	54 667	18 609	19 659	8 745	397	105 187	
	Russia	15 406	13 908	8 840	4 358	5 547	48 059	15 259	20 154	6 142	2 600	5 259	49 413	11 426	12 870	8 062	3 667	4 283	471	40 779	
	South EU / MED	10 849	7 294	5 540	1 233	11 189	36 105	14 043	7 499	5 179	1 495	7 227	35 443	8 018	10 877	2 579	1 981	1 012		24 467	
	Japan	25 883	900	60		233	27 076	27 122	2 207			276	29 605	19 988	1 248	10		230		21 476	
	Canada / USA	5 216	4 534	4 540	1 845	262	16 398	5 341	5 537	4 349	1 841	170	17 238	4 154	6 472	4 605	1 865	100	54	17 250	
	India / Asia	40	80	4 786	4 365	7 931	17 202	196	1	6 999	9 736	7 652	24 584	150	27	3 216	6 547	6 538		16 478	
	Other	268	1 104	883	2 749	183	5 187	257	1 253	1 983	3 593	564	7 650	404	2 449	513	3 752	665	113	7 896	
	East EU / Black Sea	3 166	3 239	1 034	162	340	7 941	2 977	3 760	592	156	528	8 013	944	2 159	354	11	396		3 864	
Durban Total		177 230	126 814	78 668	48 138	70 949	501 800	199 671	130 626	94 518	71 049	69 204	565 069	161 903	136 374	79 185	71 273	50 685	1 620	501 040	
= PE/Coega	NWC - EU / UK	269	33 083	22 287	22 432	361	78 433	97	37 629	24 771	18 431	591	81 519	211	35 029	16 809	15 107	185		67 341	
	Middle East	111	28 452	14 803	5 705	241	49 312	13	19 542	11 898	7 804	40	39 298		16 629	10 123	9 176	47	31	36 006	
	South EU / MED		10 536	10 817	1 490	412	23 255		25 904	8 205	1 521	320	35 950	120	27 986	5 459	526	366		34 457	
	Far East / SE Asia	20	3 726	5 112	3 167	128	12 153	20	3 292	5 069	3 220	20	11 621	40	2 554	5 956	4 041	6		12 597	
	Russia		6 947	5 184	4 065	143	16 339		4 250	2 109	2 579		8 938		3 830	3 394	5 008	82		12 314	
	Canada / USA	56	4 429	2 349	3 162	20	10 016	60	4 595	3 328	2 475	19	10 477	20	3 666	2 749	2 397	19		8 851	
	India / Asia		180	1 190	3 967	160	5 497	12	20	408	2 798		3 238		60	438	2 361			2 859	
	East EU / Black Sea		2 458	688	151		3 297		2 044	647	27		2 718		1 134	220				1 354	
	Other		172	289	448	20	929		359	335	252		945	1	641	199	158			999	
PE/Coega Total		456	89 983	62 719	44 588	1 485	199 230	202	97 635	56 769	39 108	990	194 704	392	91 529	45 347	38 774	705	31	176 778	
Grand Total		189 952	251 494	203 447	174 094	74 151	893 138	217 649	262 033	211 683	208 283	71 414	971 063	176 560	273 456	178 416	198 491	53 311	1 903	882 137	

YTD Week Citrus Exports by Exit Port by Ship Mode

Citrus Export Volume by Ship Mode by Load Port (Pallets)							
Sum of Pallet Qty		Year					
Exit Port	Ship Mode	2019	2020	2021	2022	2022 Estimate	2021 Actual
☐ Cape Town	Reefer Container	131 763	168 205	173 623	168 449	487 000	442 795
	Specialized Reefer Ship	16 312	23 903	37 667	35 870	80 000	77 050
Cape Town Total		148 075	192 108	211 290	204 319	567 000	519 845
☐ Durban	Reefer Container	339 121	429 841	489 360	474 360	1 095 000	1 004 110
	Specialized Reefer Ship	62 802	71 959	75 709	26 680	40 000	121 477
Durban Total		401 923	501 800	565 069	501 040	1 135 000	1 125 587
☐ PE/Coega	Reefer Container	143 555	186 937	189 256	172 149	496 500	436 411
	Specialized Reefer Ship	5 323	12 293	5 448	4 649	15 000	13 729
PE/Coega Total		148 878	199 230	194 704	176 798	511 500	450 140
☐ Maputo	Reefer Container	97			1 531	5 000	
Maputo Total		97			1 531	5 000	
All Ports	Reefer Container	614 536	784 983	852 239	816 489	2 083 500	1 883 316
	Specialized Reefer Ship	84 437	108 155	118 824	67 199	135 000	212 256
Total All Ports		698 973	893 138	971 063	883 688	2 218 500	2 095 572

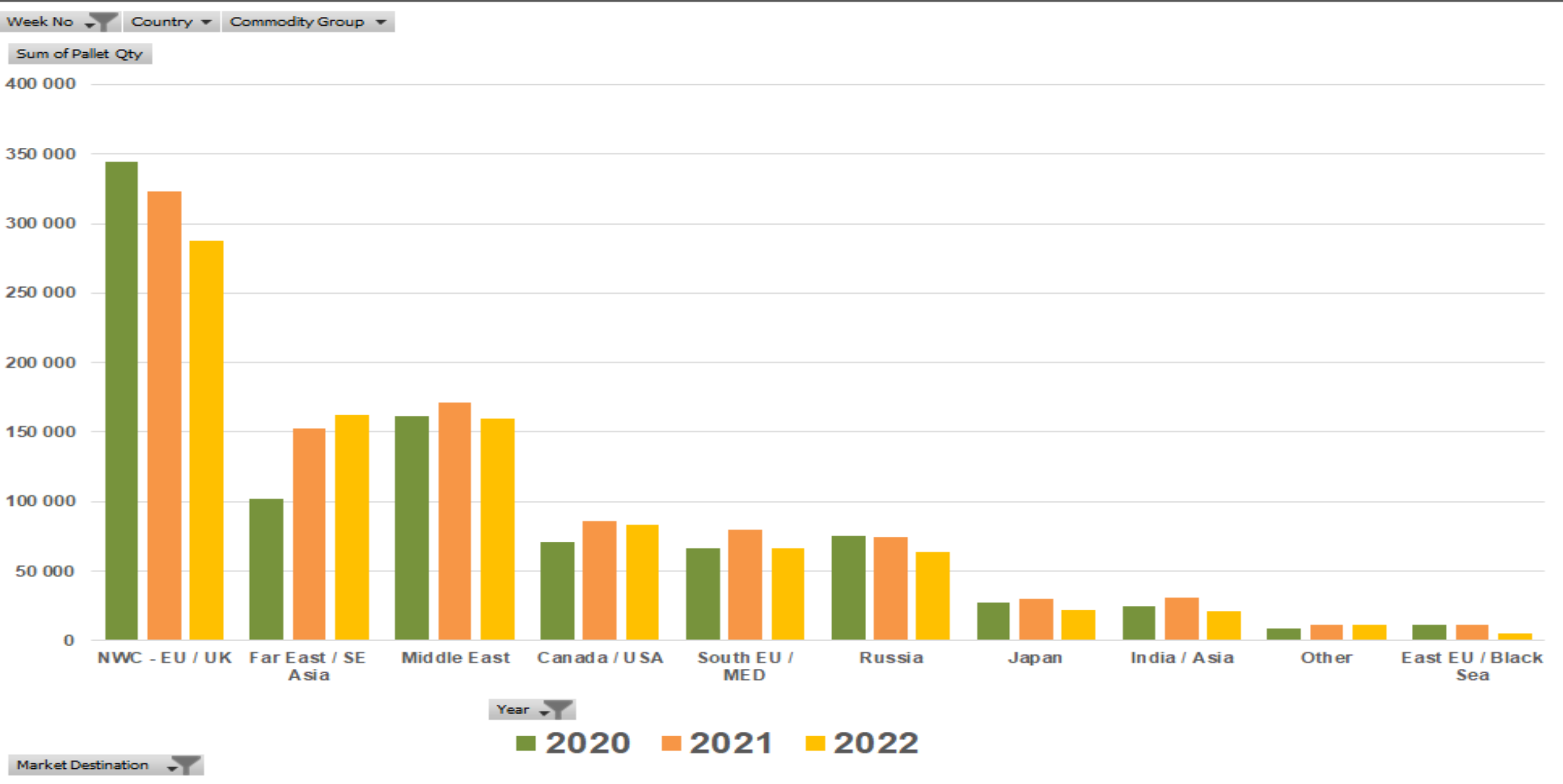
YTD Week Citrus Exports in Reefer Containers by Exit Port (FEU)

CITRUS CONTAINERISED VOLUME SHIPPING STATISTICS - YTD																										
Week	Cape Town 2020 Act	Cape Town 2021 Act	Cape Town 2022 Act	Cape Town 2020 Act Acc.	Cape Town 2021 Act Acc.	Cape Town 2022 Act Acc.	Durban 2020 Act	Durban 2021 Act	Durban 2022 Act	Durban 2020 Act Acc.	Durban 2021 Act Acc.	Durban 2022 Act Acc.	PE/Ngqura 2020 Act	PE/Ngqura 2021 Act	PE/Ngqura 2022 Act	PE/Ngqura 2020 Act Acc.	PE/Ngqura 2021 Act Acc.	PE/Ngqura 2022 Act Acc.	Total 2020 Act	Total 2021 Act	Total 2022 Act	Total 2020 Act Acc.	Total 2021 Act Acc.	Total 2022 Act Acc.		
10	ACTUAL	12	4	9	35	13	17	162	243	312	412	522	673	4	4	0	7	4	0	178	251	321	455	539	691	
11		1	15	4	36	28	21	150	188	265	562	710	939	2	8	0	9	12	0	153	211	269	608	750	960	
12		20	40	6	56	68	28	470	390	392	1 033	1 100	1 330	8	19	2	17	30	2	498	448	400	1 106	1 198	1 360	
13		44	80	13	100	147	41	296	481	437	1 329	1 581	1 767	15	18	18	32	48	20	355	579	467	1 461	1 777	1 827	
14		36	125	42	136	272	83	492	458	365	1 820	2 039	2 132	43	20	32	75	68	52	570	603	440	2 031	2 380	2 267	
15		225	190	130	361	463	213	1 095	454	309	2 915	2 493	2 441	171	70	91	246	138	142	1 491	714	530	3 522	3 094	2 797	
16		666	203	184	1 027	666	397	702	1 167	465	3 618	3 660	2 906	191	119	64	437	257	206	1 559	1 490	713	5 082	4 583	3 510	
17		295	473	255	1 322	1 139	653	668	888	383	4 286	4 547	3 289	203	56	37	640	313	243	1 165	1 417	675	6 247	6 000	4 185	
18		144	193	403	1 465	1 332	1 056	771	1 360	975	5 057	5 908	4 264	331	299	30	971	612	273	1 246	1 852	1 407	7 493	7 852	5 592	
19		376	694	352	1 841	2 026	1 408	1 045	1 364	1 113	6 102	7 272	5 377	459	190	193	1 430	802	466	1 880	2 248	1 659	9 373	10 099	7 251	
20	570	405	409	2 411	2 431	1 817	1 351	2 249	1 778	7 453	9 521	7 155	345	357	77	1 775	1 158	543	2 266	3 010	2 263	11 639	13 110	9 515		
21	687	562	682	3 098	2 993	2 499	1 070	1 160	1 952	8 523	10 680	9 107	482	548	310	2 257	1 706	853	2 239	2 270	2 944	13 878	15 379	12 459		
22	384	922	891	3 483	3 915	3 390	2 140	2 727	1 671	10 663	13 408	10 778	936	959	1 011	3 192	2 664	1 863	3 460	4 608	3 573	17 338	19 987	16 031		
23	429	865	605	3 912	4 779	3 995	1 961	1 398	1 641	12 624	14 805	12 419	861	1 164	780	4 053	3 828	2 643	3 250	3 426	3 026	20 588	23 413	19 058		
24	734	1 062	996	4 646	5 842	4 992	1 258	1 971	1 774	13 881	16 776	14 193	1 185	1 163	1 148	5 239	4 991	3 792	3 177	4 196	3 919	23 766	27 609	22 976		
25	1 321	0	1 147	5 967	5 842	6 139	2 219	2 084	2 754	16 101	18 859	16 948	1 182	847	1 608	6 421	5 839	5 400	4 722	2 931	5 510	28 488	30 540	28 486		
26	707	988	442	6 674	6 829	6 581	2 183	2 082	2 312	18 283	20 942	19 260	914	924	959	7 335	6 762	6 358	3 804	3 994	3 713	32 292	34 533	32 199		
27	1 292	1 292	846	7 966	8 121	7 427	2 003	2 579	2 425	20 286	23 521	21 685	687	1 023	1 016	8 022	7 785	7 374	3 982	4 894	4 287	36 274	39 427	36 486		
28	444	564	995	8 410	8 685	8 422	1 206	947	2 033	21 492	24 468	23 718	1 325	1 678	1 233	9 347	9 463	8 607	2 975	3 189	4 261	39 249	42 616	40 748		
29	FORECAST	799	872	1 000	9 209	9 557	9 422	1 729	1 842	2 750	23 221	26 310	26 468	564	653	1 200	9 911	10 116	9 807	3 093	3 367	4 950	42 342	45 982	45 698	
30		794	282	1 000	10 003	9 838	10 422	2 851	558	2 750	26 072	26 868	29 218	1 881	455	1 000	11 792	10 571	10 807	5 525	1 295	4 750	47 867	47 278	50 448	
31		603	1 167	1 000	10 606	11 005	11 422	2 886	2 428	2 750	28 958	29 296	31 968	1 323	1 526	1 000	13 115	12 098	11 807	4 813	5 121	4 750	52 680	52 399	55 198	
32		706	1 471	1 200	11 312	12 476	12 622	2 158	2 791	3 000	31 116	32 086	34 968	390	873	1 000	13 505	12 971	12 807	3 254	5 135	5 200	55 934	57 534	60 398	
33		1 026	1 190	1 200	12 339	13 666	13 822	2 757	3 123	3 200	33 873	35 209	38 168	1 602	1 438	1 250	15 107	14 409	14 057	5 385	5 750	5 650	61 319	63 284	66 048	
34		565	873	1 300	12 904	14 538	15 122	2 320	1 852	3 400	36 193	37 061	41 568	838	1 200	1 250	15 946	15 609	15 307	3 724	3 925	5 950	65 043	67 208	71 998	
35		919	1 308	1 300	13 823	15 847	16 422	1 754	2 015	3 400	37 947	39 076	44 968	1 886	1 446	1 500	17 832	17 055	16 807	4 559	4 770	6 200	69 602	71 978	78 198	
36		929	1 045	1 300	14 753	16 892	17 722	1 700	3 122	3 000	39 647	42 198	47 968	1 164	965	1 500	18 996	18 020	18 307	3 793	5 132	5 800	73 395	77 110	83 998	
37		196	1 151	1 300	14 949	18 043	19 022	1 033	1 974	2 750	40 680	44 172	50 718	979	426	1 500	19 975	18 446	19 807	2 208	3 551	5 550	75 603	80 661	89 548	
38		977	1 221	1 000	15 926	19 264	20 022	1 104	2 617	2 500	41 784	46 789	53 218	1 259	1 678	1 250	21 234	20 124	21 057	3 340	5 516	4 750	78 944	86 177	94 298	
39		1 142	918	1 000	17 068	20 182	21 022	423	1 024	1 000	42 207	47 813	54 218	664	557	1 000	21 898	20 681	22 057	2 229	2 499	3 000	81 173	88 676	97 298	
40		59	530	750	17 127	20 712	21 772	368	1 474	750	42 575	49 287	54 968	734	120	750	22 632	20 802	22 807	1 161	2 124	2 250	82 334	90 800	99 548	
41		891	305	750	18 018	21 017	22 522	61	347	500	42 635	49 634	55 468	347	353	500	22 979	21 155	23 307	1 298	1 005	1 750	83 632	91 806	101 298	
42		616	476	500	18 634	21 493	23 022	57	384	250	42 692	50 017	55 718	243	327	250	23 222	21 482	23 557	916	1 187	1 000	84 548	92 992	102 298	
43		170	407	250	18 804	21 901	23 272	2	31	0	42 695	50 048	55 718	46	199	100	23 268	21 681	23 657	218	637	350	84 766	93 629	102 648	
44		25	122	100	18 829	22 023	23 372	0	74		42 695	50 122	55 718	0	126		23 268	21 807	23 657	25	322	100	84 791	93 951	102 748	
	18 829	22 105	23 372		24 350		42 695	50 153	55 718			55 000	23 268	21 914	23 657			25 000	84 839	94 171	102 748			104 350		
	<div><div><div><div><div>Citrus Reefer Volume ex CTCT & CTMPT</div><div><div><div><div><div></div><div></div><div></div><div></div><div></div><div></div><div></div><div></div><div></div><div></div><div></div><div></div><div></div><div></div><div></div><div></div><div></div><div></div><div></div><div></div><div></div><div></div><div></div><div></div><div></div><div></div><div></div><div></div><div></div><div></div><div></div><div></div><div></div><div></div><div></div><div></div><div></div><div></div><div></div><div></div><div></div><div></div><div></div><div></div><div></div><div></div><div></div><div></div><div></div><div></div><div></div><div></div><div></div><div></div><div></div><div></div><div></div><div></div><div></div><div></div><div></div><div></div><div></div><div></div><div></div><div></div><div></div><div></div><div></div><div></div><div></div><div></div><div></div><div></div><div></div><div></div><div></div><div></div><div></div><div></div><div></div><div></div><div></div><div></div><div></div><div></div><div></div><div></div><div></div><div></div><div></div><div></div><div></div><div></div><div></div><div></div><div></div><div></div><div></div><div></div><div></div><div></div><div></div><div></div><div></div><div></div><div></div><div></div><div></div><div></div><div></div><div></div><div></div><div></div><div></div><div></div><div></div><div></div><div></div><div></div><div></div><div></div><div></div><div></div><div></div><div></div><div></div><div></div><div></div><div></div><div></div><div></div><div></div><div></div><div></div><div></div><div></div><div></div><div></div><div></div><div></div><div></div><div></div><div></div><div></div><div></div><div></div><div></div><div></div><div></div><div></div><div></div><div></div><div></div><div></div><div></div><div></div><div></div><div></div><div></div><div></div><div></div><div></div><div></div><div></div><div></div><div></div><div></div><div></div><div></div><div></div><div></div><div></div><div></div><div></div><div></div><div></div><div></div><div></div><div></div><div></div><div></div><div></div><div></div><div></div><div></div><div></div><div></div><div></div><div></div><div></div><div></div><div></div><div></div><div></div><div></div><div></div><div></div><div></div><div></div><div></div><div></div><div></div><div></div><div></div><div></div><div></div><div></div><div></div><div></div><div></div><div></div><div></div><div></div><div></div><div></div><div></div><div></div><div></div><div></div><div></div><div></div><div></div><div></div><div></div><div></div><div></div><div></div><div></div><div></div><div></div><div></div><div></div><div></div><div></div><div></div><div></div><div></div><div></div><div></div><div></div><div></div><div></div><div></div><div></div><div></div><div></div><div></div><div></div><div></div><div></div><div></div><div></div><div></div><div></div><div></div><div></div><div></div><div></div><div></div><div></div><div></div><div></div><div></div><div></div><div></div><div></div><div></div><div></div><div></div><div></div><div></div><div></div><div></div><div></div><div></div><div></div><div></div><div></div><div></div><div></div><div></div><div></div><div></div><div></div><div></div><div></div><div></div><div></div><div></div><div></div><div></div><div></div><div></div><div></div><div></div><div></div><div></div><div></div><div></div><div></div><div></div><div></div><div></div><div></div><div></div><div></div><div></div><div></div><div></div><div></div><div></div><div></div><div></div><div></div><div></div><div></div><div></div><div></div><div></div><div></div><div></div><div></div><div></div><div></div><div></div><div></div><div></div><div></div><div></div><div></div><div></div><div></div><div></div><div></div><div></div><div></div><div></div><div></div><div></div><div></div><div></div><div></div><div></div><div></div><div></div><div></div><div></div><div></div><div></div><div></div><div></div><div></div><div></div><div></div><div></div><div></div><div></div><div></div><div></div><div></div><div></div><div></div><div></div><div></div><div></div><div></div><div></div><div></div><div></div><div></div><div></div><div></div><div></div><div></div><div></div><div></div><div></div><div></div><div></div><div></div><div></div><div></div><div></div><div></div><div></div><div></div><div></div><div></div><div></div><div></div><div></div><div></div><div></div><div></div><div></div><div></div><div></div><div></div><div></div><div></div><div></div><div></div><div></div><div></div><div></div><div></div><div></div><div></div><div></div><div></div><div></div><div></div><div></div><div></div><div></div><div></div><div></div><div></div><div></div><div></div><div></div><div></div><div></div><div></div><div></div><div></div><div></div><div></div><div></div><div></div><div></div><div></div><div></div><div></div><div></div><div></div><div></div><div></div><div></div><div></div><div></div><div></div><div></div><div></div><div></div><div></div><div></div><div></div><div></div><div></div><div></div><div></div><div></div><div></div><div></div><div></div></div></div></div></div></div></div></div></div>																									

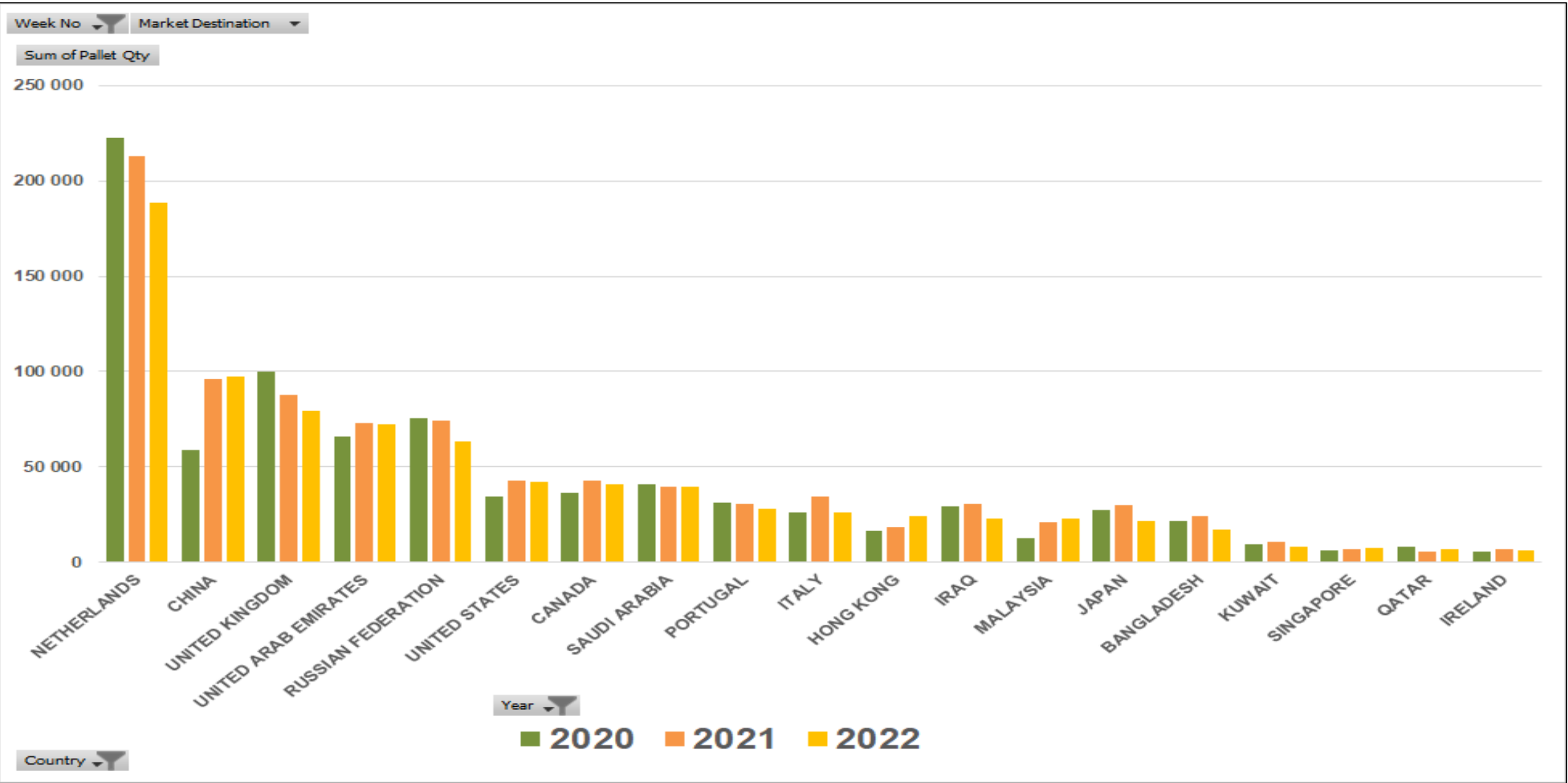
YTD Week Citrus Exports in COT Reefer Containers by Exit Port

Sum of Pallet Qty		Year			
Exit Port	Country	2019	2020	2021	2022
☐ Cape Town	UNITED STATES	10 773	14 229	14 069	13 555
	MAURITIUS	616	539	420	599
	TAIWAN	220	160	860	582
	JAPAN	80	100	340	260
	CHINA	1 960	20	379	40
	THAILAND	40			
	JORDAN	80	80	180	
Cape Town Total		13 769	15 128	16 248	15 036
☐ Durban	CHINA	58 233	53 201	89 715	96 052
	JAPAN	775	1 456	4 021	13 473
	TAIWAN	2 720	3 027	5 458	4 318
	SOUTH KOREA	4 859	3 417	2 902	4 060
	JORDAN	320	1 180	2 062	1 534
	MAURITIUS	982	1 045	1 662	1 460
	PHILIPPINES	141	123	120	60
	THAILAND	80	20	20	20
Durban Total		68 110	63 469	105 960	120 977
☐ PE/Coega	CHINA	2 260	240	1 300	1 458
	TAIWAN	120	80	880	1 100
	JORDAN	380	260	700	360
	MAURITIUS	400	440	140	170
	PHILIPPINES		60	40	40
	JAPAN	180			
	THAILAND			19	
	SOUTH KOREA			40	
PE/Coega Total		3 340	1 080	3 119	3 128
Grand Total		85 219	79 677	125 327	139 141

YTD Citrus Exports to Market Destinations



YTD Citrus Exports to Top Countries 80% of Total 2022



Cape Town Region PPECB Container Inspection: Cleanliness

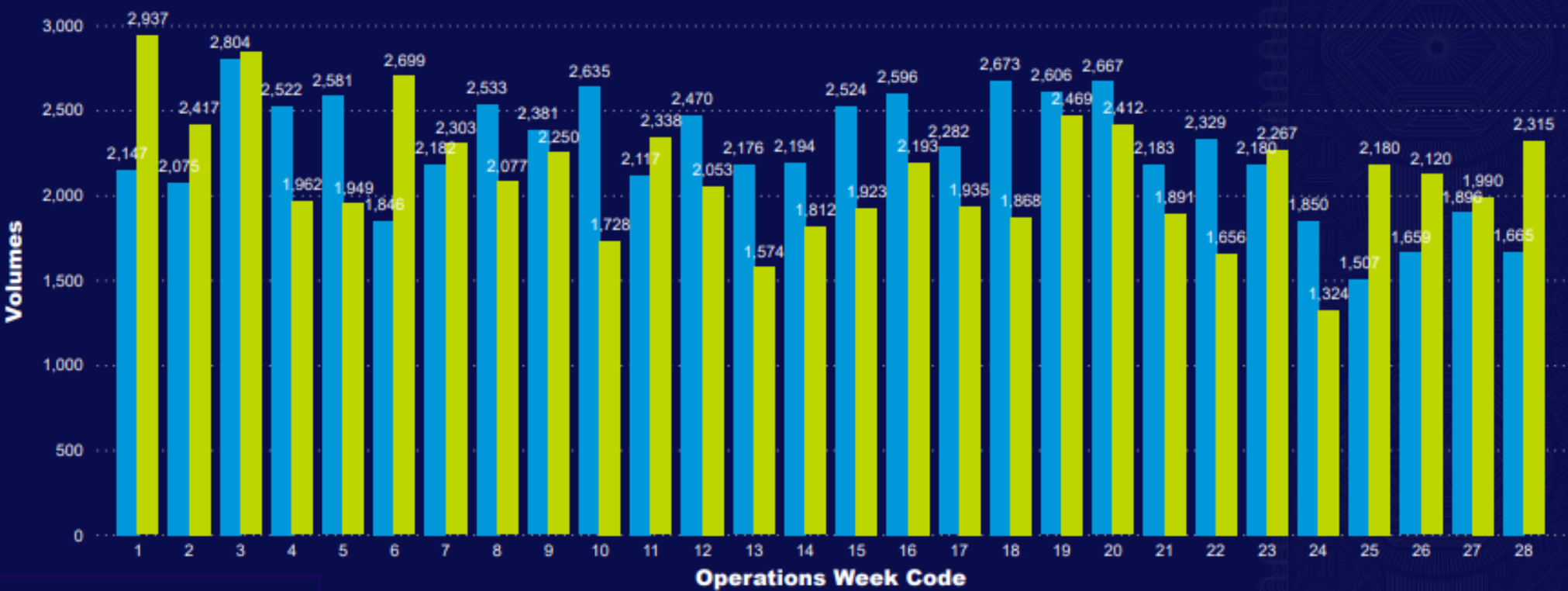
Container Inspection: Cleanliness Cape Town



**Week
28**

Volumes by Operations Week Code and Calendar Year

Calendar Year ● 2021 ● 2022



Durban Region PPECB Container Inspection: Cleanliness

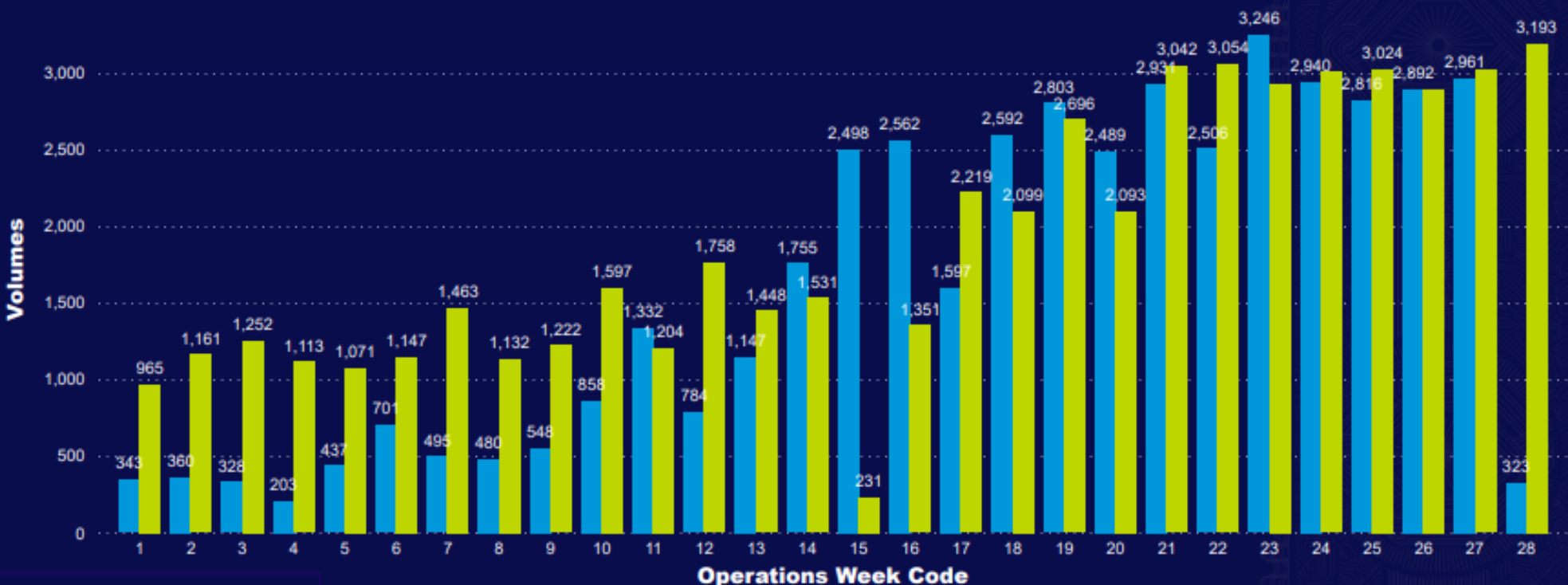
Container Inspection: Cleanliness Durban



Week
28

Volumes by Operations Week Code and Calendar Year

Calendar Year ● 2021 ● 2022



7/21/2022 7:46:46 AM

E Cape Region PPECB Container Inspection: Cleanliness

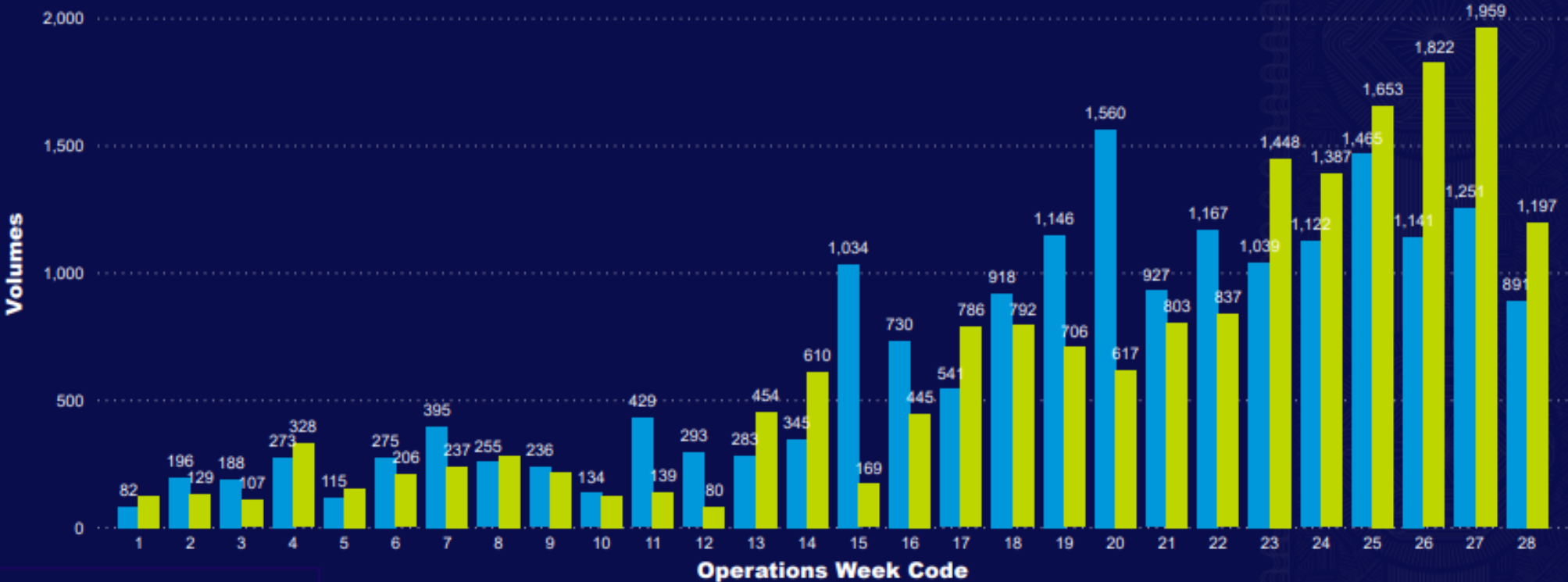
Container Inspection: Cleanliness Eastern Cape



**Week
28**

Volumes by Operations Week Code and Calendar Year

Calendar Year ● 2021 ● 2022



7/21/2022 7:46:46 AM

Global Port Congestion Scan WTD

Port Country	Number Of Calls	Port	Year	Week	Commercial Market	Commercial Size Class	Median Waiting Time Off Port Limits	Median Time At Port
USA	19	Houston	2022	28	CONTAINER SHIPS	ALL	14.4 days	2.0 days
USA	25	Savannah	2022	28	CONTAINER SHIPS	ALL	11.9 days	1.5 days
China	9	Weihai	2022	28	CONTAINER SHIPS	ALL	4.3 days	0.5 days
USA	43	New york	2022	28	CONTAINER SHIPS	ALL	3.5 days	1.9 days
China	5	Zhoushan	2022	28	CONTAINER SHIPS	ALL	3.5 days	4.5 days
Bangladesh	20	Chittagong	2022	28	CONTAINER SHIPS	ALL	3.3 days	3.1 days
USA	6	Baltimore	2022	28	CONTAINER SHIPS	ALL	2.9 days	1.9 days
South Africa	9	Cape town	2022	28	CONTAINER SHIPS	ALL	2.9 days	2.8 days
Philippines	18	Manila south harbor	2022	28	CONTAINER SHIPS	ALL	2.5 days	1.1 days
USA	4	Dutch harbor	2022	28	CONTAINER SHIPS	ALL	2.5 days	1.9 days
Philippines	45	Manila	2022	28	CONTAINER SHIPS	ALL	2.5 days	1.0 days
China	153	Qingdao	2022	28	CONTAINER SHIPS	ALL	2.3 days	0.9 days
USA	14	Oakland	2022	28	CONTAINER SHIPS	ALL	2.3 days	2.9 days
Iran	12	Rajaei	2022	28	CONTAINER SHIPS	ALL	2.0 days	1.1 days
Indonesia	4	Ambon	2022	28	CONTAINER SHIPS	ALL	2.0 days	1.8 days
USA	20	Long beach	2022	28	CONTAINER SHIPS	ALL	1.6 days	4.7 days
China	4	Zhapu	2022	28	CONTAINER SHIPS	ALL	1.5 days	0.9 days
China	14	Jintang	2022	28	CONTAINER SHIPS	ALL	1.5 days	0.8 days
Greece	7	Thessaloniki	2022	28	CONTAINER SHIPS	ALL	1.5 days	1.2 days
China	5	Yangpu	2022	28	CONTAINER SHIPS	ALL	1.5 days	2.0 days
Italy	15	Trieste	2022	28	CONTAINER SHIPS	ALL	1.4 days	0.9 days
China	187	Ningbo	2022	28	CONTAINER SHIPS	ALL	1.4 days	0.8 days
USA	8	Jacksonville	2022	28	CONTAINER SHIPS	ALL	1.4 days	1.1 days
Netherlands	7	Rotterdam	2022	28	CONTAINER SHIPS	ALL	1.3 days	0.2 days

Top Global Countries by Key Trade Destination:

- Bangladesh
 - Belgium
 - China
 - France
 - Germany
 - Greece
 - Hong Kong
 - India
 - Indonesia
 - Italy
 - Japan
 - Korea
 - Madagascar
 - Malaysia
 - Mauritius
 - Netherlands
 - Nigeria
 - Pakistan
 - Philippines
 - Portugal
 - Reunion
 - Singapore
- South Africa
 - Spain
 - Sri Lanka
 - Taiwan
 - Thailand
 - UAE
 - USA
 - Vietnam



Summary Week 28:

- Production northern regions ending off Grapefruit, Navel and Lemon production entering into peak of Late Mandarins and Valencia. Will receive an update in Valencia production from the Northern Regions at the next VFG meeting. Very high stock levels at some cold store facilities in Durban persists, exporters urged to increase shipping to prevent major blockage in the port.
- Production E Cape regions now passing the early Soft Citrus, Lemon and Navel production with peak in Late Mandarin and Valencia production to week 35/36. The disparity between production output and export volume still raises some alarm bells for this region.
- Production W Cape & Northern Cape regions tracking per 2022 estimates. Grapefruit, Navels, Lemons and early Mandarins tapering off. Late Mandarins now in production expected to peak in week 32 with Valencia production also commencing expected to peak in week 38.
- Assessment of Orange exports to EU up to week 28 indicates a definite slow down in shipments in week 26 and 27, mostly Navel exports. Week 28 seen an increase although not an normal levels. Valencia exports are generally still not at high levels over

